


Strutture a spalla per Armadi

Modular structure for Wardrobes

Rovere white



Finitura unica per tutti i componenti in pannello presenti a listino non evidenziati con il colore Finiture GRUPPO 1 e/o Finiture GRUPPO 2.


Unique finish for all the panel components shown in the pricelist not highlighted with the color finishes GROUP 1 and/or finishes GROUP 2.

Rovere white
RW3Q

Finiture GRUPPO 1
GROUP 1 finishes



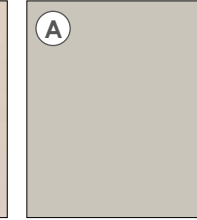
Rovere white
RW3Q



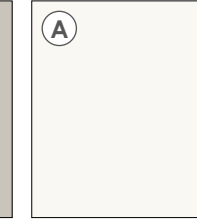
Rovere gesso
RG9L




Ciliegio bianco
CB6K




Grigio Dorian
GL4R




Bianco opaco
BI7A




Cemento artico
CA7A



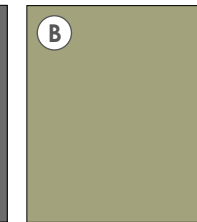
Rovere cognac
RC3Q



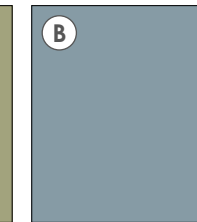
Royal oak
RS4B



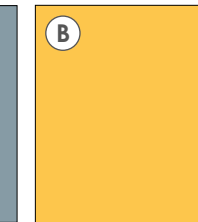
Grigio titanio
GZ8T




Oliva
LV5T



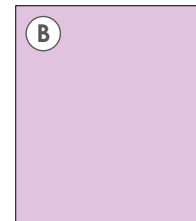
Cadaques
CQ3Q




Giallo zafferano
GZ8A



Albicocca
AB3C



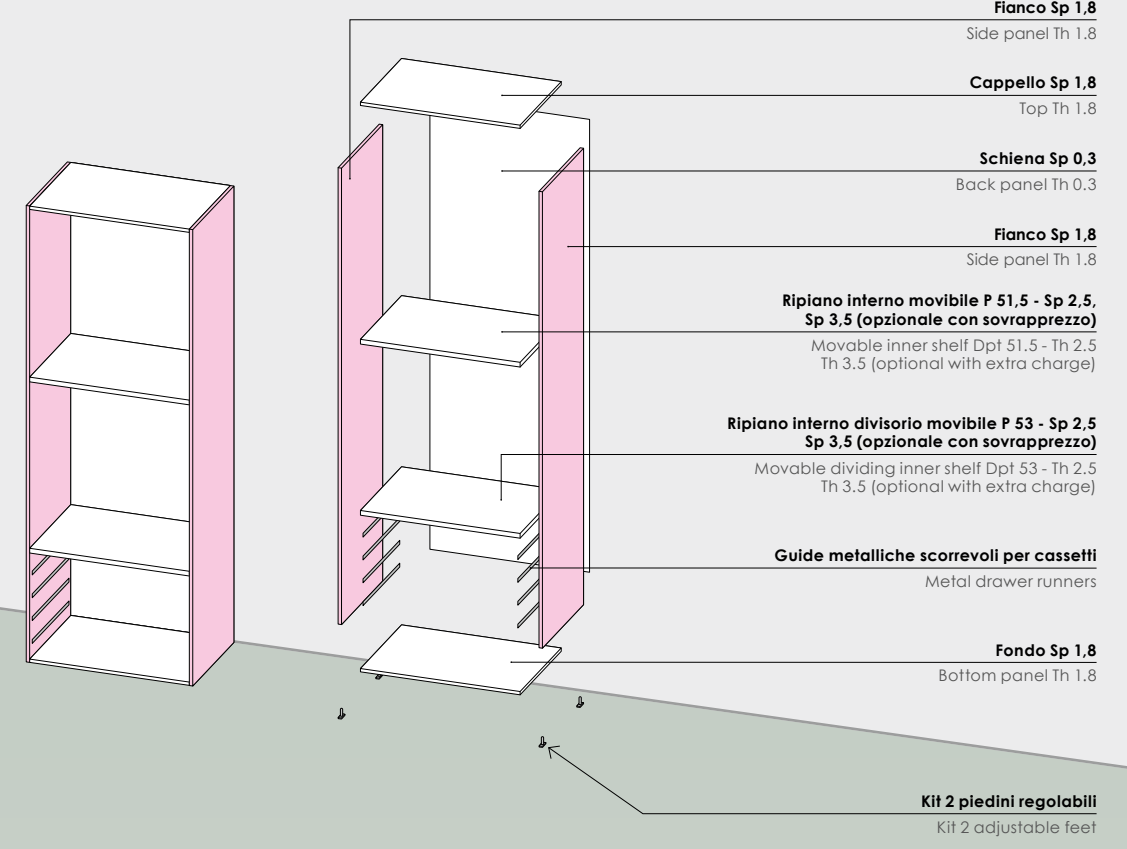
Orchidea
OR7L



Blu Egeo
EG4L

Caratteristiche

Characteristics



Importante:

- Fianco centrale, cappello, fondo, ripiani e schiena in finitura Rovere white (RW3Q).
- Sono strutture posizionabili solo a terra.
- Sono dotate di piedini regolabili.
- I fianchi sono predisposti per il montaggio della ferramenta di ante, cassetti, ripiani.

Dotazione interna:

- Gli elementi a giorno sono dotati di ripiani ogni 32 cm.
- Negli armadi in corrispondenza di ante H 224 e H 256 sono presenti 1 ripiano interno e 2 tubi appendi abiti.
- Negli armadi con ante H 96, 128, 160 e 192 è presente un tubo appendiabiti.

Utilizzata per:

ARMADI
L 30 - 45 - 60 - 90 (fianco iniziale compreso)
P 56,3
H 225,6 - 257,6 (piedini H 0,7 compresi)

Important:

- Middle panel, top, bottom panel, shelves and back panel in Rovere white (RW3Q) finish.
- These structures can only be placed on the ground.
- They are fitted with adjustable feet.
- The side panels are prefitted to take the hardware of doors, drawers, shelves.

Element equipment

- Open elements are fitted with shelves every 32 cm.
- In the wardrobes in correspondence of doors Ht 224 and Ht 256 there are 1 inner shelf and 2 clothes hanging bars.
- In the wardrobes in correspondence of doors Ht 96, 128, 160, and 192 there is 1 clothes hanging bar.

Used for:

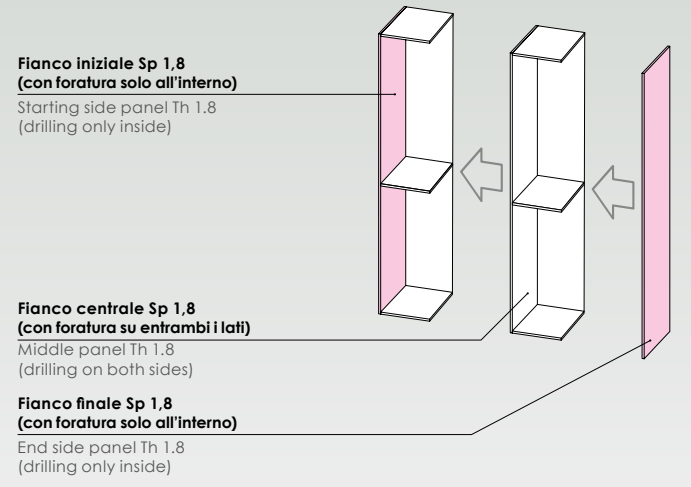
WARDROBES
W 30 - 45 - 60 - 90 (starting side panel included)
Dpt 56.3
Ht 225.6 - 257.6 (Ht 0.7 feet included)

Esempio composizione

Example of composition

- Ogni composizione deve essere completata dal fianco finale.
- In composizioni con altezze diverse, ogni elemento dovrà essere completato dal fianco finale.

- The compositions must be completed with an end side panel.
- In compositions with different heights, each element must be completed by the end side panel.



A Finiture in fascia di prezzo A
Finishes in price range A
B Finiture in fascia di prezzo B
Finishes in price range B
★ Finiture con effetto materico
Finishes with textured effect